

# QuikFill™

A Dry Granulated Filler for Cracks,  
Fatigued Areas and Low Spots in  
Pavement Surfaces



**Fast and Easy**  
**Single Crew Member**  
**No Special Tools**  
**No Mess**  
**Time & Money Saver**  
**Non -Tracking**

continued on other side.....



888-825-1917  
www.quikpave.com



Tel: 888-825-1917  
sales@quikpave.com  
www.quikpave.com

Quik Pave Products Inc.  
7968 Weselman Road  
Cleves, OH 45002

*Try Our Roll Out Way to Better Joint Sealing*

# QuikJoint™

A Roll-Out Joint and Crack Sealing  
System for Driveways, Roads, Parking  
Lots and Other Paved Area



**Fast and Easy**  
**Single Crew Member**  
**No Special Tools**  
**No Mess**  
**Time & Money Saver**  
**Non -Tracking**

continued on other side.....



888-825-1917  
www.quikpave.com

PRRST STD  
U.S. Postage  
PAID  
Permit #4513  
Cincinnati, OH



**The Neatest, Easiest and Quickest Method of Sealing Pavement Joints, Seams and Cracks**

**General**

Now you can easily extend the life of your pavement by preventing water entry through cracks and joints. Eliminate the heating time of a tar kettle; the labor and mess when using a pour pot and the equipment necessary to haul these specialized tools. QuikJoint is a self adhering rubberized asphaltic strip that can be quickly placed over the crack or joint, requiring far less time and labor.

**How to Use**


All surfaces must be clean, dry and free of dirt, oil and grease. Surface temperatures should be at least 40 degrees F. For best results fill cracks wider than 1/16 inch with QuikFill or approved filler. Fill material must be level with pavement surface.

Peel away about 12 inches of white release paper from roll and press exposed side of the QuikJoint firmly onto surface to evenly cover crack or joint. Do not remove clear plastic film on the upper side of the compound. Continue as above until entire length of the joint is covered; then with a straight edge cut off remainder of the materials and return roll to its original package.

Next evenly heat the QuikJoint material with a propane torch until it melts and bonds to the surface. Allow clear plastic film on top to completely burn off. Apply no more heat than necessary, since overheating may reduce sealing effectiveness.

Work surface area will be ready in minutes for traffic or the compound may be top-coated with sand or sealer.

**Precautions**

 Heat is required to melt and bond QuikJoint. Do not overheat during application. The use of a propane torch presents the possibility of fire. It is your responsibility to take proper precautions when using torches and heating materials. Wear protective safety equipment when handling hot liquefied material and open flames. Do not allow hot materials or flames to come into contact with the body.

Product #	Description & Quantity	Package
QJ1600	1 inch wide x 50 feet long, 16 rolls (800 lin. ft.)	Pail
QJ2800	2 inch wide x 50 feet long, 8 rolls (400 lin. ft.)	Pail
QJ4400	4 inch wide x 50 feet long, 4 rolls (200 lin. ft.)	Pail
QVT360C	Torch Kit (propane not included)	Box

**Quik Pav Products Inc.**

www.quikpave.com  
7968 Wesselman Rd.  
Clevs, Ohio 45002


Tel. 888-825-1917  
Fax. 513-353-4454  
sales@quikpave.com

**Try Our**

**Other Products**



**Bituminous Pads for Traffic Control Devices Reflectors, Speed Bumps and Temporary Signage**



Product #	Description & Quantity	Package
QH4000	4 inch square QuikHold Pads 100 each	Box
QH9000	8 inch square QuikHold Pads 25 each	Box
QH1200	12 inch square QuikHold Pads 25 each	Box



**All In One Roll-Out Vertical Joint Sealer for New Pavement Joints Adding Density to Hot Mix Asphalt and Preventing Water Infiltration**



Product #	Description & Quantity	Package
QS2900	9 inch wide x 50 feet long, 2 rolls (100 lin. ft.)	Box

YOUR LOCAL DISTRIBUTOR:



**A Neat and Quick Filling System for Pavement Cracks, Faults and Low Spots**

**General**

QuikFill replaces conventional crack filling materials that are labor intensive and have long drying times. QuikFill is a dry recycled asphaltic coated granulated loose filler. Material is ready to use right from the convenient package.

**How to Use**

All surfaces must be clean, dry and free of dirt, oil and grease. Surface temperatures should be at least 40 degrees F. For cracks ranging between 1/8 inch to 1 inch wide and for stressed pavement surfaces 1/2 inch deep (for deeper depressions repair with placing in 1/2 inch lifts and overlay with QuikSeam).


Simply pour the granules over the repair area and watchfully brush the filler into the fault until level with the surface.

Once the fault is filled, evenly apply heat from a propane torch until melting and bonding occurs. QuikFill cools and sets in minutes resulting in a durable water resistant fill.

Filled crack openings must be top-coated with QuikJoint rubberized asphalt strip or for wider areas, depressions or faults use QuikSeam 9 inch wide strips, or an approved seal coating product.

Filling and sealing is an important part of pavement maintenance since water penetration is the leading cause of pavement degradation. QuikFill and QuikJoint are the easiest and cleanest methods of sealing a joint or crack. Properly installed this repair will be helpful in preventing further pavement deterioration.

**Precautions**

 Heat is required to melt and bond QuikJoint. Do not overheat during application. The use of a propane torch presents the possibility of fire. It is your responsibility to take proper precautions when using torches and heating materials. Wear protective safety equipment when handling hot liquefied material and open flames. Do not allow hot materials or flames to come into contact with the body.

Product #	Description & Quantity	Package
QF6500	QuikFill 1b container	Pail
QS1900	9 inch wide x 50 feet long, QuikSeam 1 roll	Box
QJ4100	4 inch wide x 50 feet long, QuikJoint 1 roll	Box
QVT360C	Torch Kit (propane not included)	Box

**Quik Pav Products Inc.**

www.quikpave.com  
7968 Wesselman Rd.  
Clevs, Ohio 45002

Tel. 888-825-1917  
Fax. 513-353-4454  
sales@quikpave.com